

Spring 2024 Enrollment

Undergraduate Admission Information  
and  
Application Form for International Students



# Contents

Admission policy	1
1 Outline	2
【Appendix 1】 English Proficiency Requirements	3
【Appendix 2】 List of Requirements for Admission for Each country	4
2 Application Period and Procedure	5
3 Screening Process	12
4 Date of Announcement of Successful Applicants	12
5 Enrollment Procedure Period	12
6 Fees and Expenses for the First Year	12
7 English for Academic Purposes (EAP) program and Japanese Language Course	13
8 Study Abroad	13

## Attached Forms

- 1 Statement of Purpose
- 2 Letter of Recommendation

## ■ Admission policy

### (1) Mission Statement of Akita International University

With its innovative international liberal arts educational philosophy, Akita International University aspires to prepare students to be leaders in global society. International Liberal Arts education at AIU enables students to acquire a broad scope of knowledge and sharpens their analytical thinking skills; it helps them gain insight into the critical issues confronting the world and develops in them a global outlook, as it equips them with the ability to communicate effectively in English and other languages.

### (2) Characteristics of Akita International University

- From the perspective of an emphasis on education, we widely recruit faculty members with enthusiasm and capability for education from all over the world, regardless of nationality, age, or gender; All classes are conducted in English by the professors about half of whom are foreigners.
- In order to acquire international vision and sense through cross-cultural experience, our students are obliged to study abroad for one year.  
In conjunction with this, a cosmopolitan educational environment and campus life is offered where foreign students gather from across the globe.
- As a university open to the world based on constant exchanges with the cross-cultural community, we deepen cooperation with universities/colleges around the world including 203 partner universities/colleges in 51 countries/regions (as of July, 2023).
- As a select few, our students are provided a whole person education by, for example, everyone being obliged to live in a dormitory for at least one year after admission.
- Akita International University is an ambitious university that gives the highest priority to educational power based on application of not only fixed-term system but also tenure system.

### (3) Akita International University Future Students

At Akita International University, we want students who share our philosophy: Successful applicants should be equipped with:

- Balanced basic academic competencies across the broad fields of the humanities, the natural and social sciences, as well as logical, critical and creative thinking skills and outstanding ability or experience in specific areas that they are enthusiastic about further developing within the scope of their learning
- Strong interest and an inquiring mind toward global affairs including the nature of diverse cultures, languages, history and societies of the world based on their experiences in having studied abroad or participated in various international activities in and out of their countries
- Strong desire to gain practical skills of foreign languages (especially English) and knowledge from a broad range of liberal-arts subjects.

## 1. Outline

Number of Students Accepted	Variable
Admission Month	April, 2024
Qualifications for Application	<p>Applicants should not possess Japanese nationality, permanent residence status or special permanent residence status. They should also meet either of the following criteria:</p> <ol style="list-style-type: none"> <li>1) Completed or expected to complete a 12-year curriculum at an accredited school by March 31, 2024, or possesses an equivalent of the above-mentioned education which is recognized by the Japanese Ministry of Education, Culture, Sports, Science and Technology.</li> <li>2) Completed a standard education curriculum in less than 12 years at an overseas institution and have completed or will complete a curriculum at a preparatory education institution designated by MEXT or at an educational center designated by MEXT by March 31, 2024.</li> </ol>
Requirements for Application	<p>Meeting all the following criteria:</p> <ol style="list-style-type: none"> <li>1) Applicants who meets English Proficiency Requirements (see appendix 1 on page 3). However, applicants who studied 3 or more consecutive years including the last year of secondary education at an English institution and graduated or plan to graduate are not required to present the above-mentioned scores if documentation from those educational institutions is provided. (※)</li> <li>2) An applicant who meets the criteria for admission to a university in his/her own country. (Appendix 2 on page 4)</li> <li>3) An applicant who can acquire residency qualification by March 31, 2024, which means there is no obstacle for the student to enroll at AIU according to the Immigration Control and Refugee Recognition Act of Japan.</li> </ol>

※Even in countries/regions (e.g. U.S.A, Australia, etc.,) and educational institutions (e.g. International school, etc.,) where the education system in which the first language is English and entirely taught in English, applicants are required to submit an official document that proves the medium of instruction is English.

## 【Appendix 1】 English Proficiency Requirements

The expiry date of the score or grade must be specified by the testing organization and be within two years from the last day of the application period. (Photocopies are not acceptable)

Type of examination	Minimum English Proficiency Requirements
TOEFL iBT® (※1)	61
TOEFL® PBT	500
TOEIC® L&R + S&W (※1)	1100
EIKEN STEP	Grade Pre-1
EIKEN CBT	Grade Pre-1
EIKEN S-CBT	Grade Pre-1
EIKEN S-Interview	Grade Pre-1
IELTS™	6.0
GTEC CBT type	1000
GTEC Advanced (※2)	1000
TEAP	300
TEAP CBT	700
Cambridge English Language Assessment (B2 First/B2 First for Schools)	170

※1 The score of TOEFL ITP® and TOEIC® IP will not be accepted.

※2 GTEC official score certificate (4-skill version)

### ■ Consideration of the current COVID-19 situation

The following English language qualifications, which only fulfill the requirements for the 2023 entrance exam as a temporary measures of the COVID-19 situation, will not be accepted after the Academic Year 2024 entrance exam.

- TOEFL iBT® Home Edition
- IELTS™ Indicator
- Computer-delivered IELTS (CD IELTS)

【Appendix2】 List of Requirements for Admission for Each Country

Educational System	Requirements for Admission
U.S.A.	high school diploma and SAT (Code: 7472) or ACT (Code: 8061)
Canada	<p>passed courses (or earned credits) necessary to be admitted to a local university according to the standardized test conducted in the applicant's province (for provinces that do not have a standardized test, it is required to have a certificate of graduation from the applicant's high school).</p> <p>*Since each Province has its own education system, the above requirements may not apply to some applicants. In that case, please contact the AIU Admissions Office.</p>
United Kingdom	taken more than one course of GCE (A Level) (except Japanese language courses)
Germany	passed <i>Abitur</i>
France	passed <i>Baccalaureate</i>
Australia	<p>taken the standardized test conducted in the applicant's state and to have passed the courses (or earned the credits) necessary to be admitted to a local university (for states that do not have a standardized test, it is required to have a certificate of graduation from the applicant's high school).</p> <p>*Since each state has its own education system, the above requirements may not apply to some applicants. In that case, please contact the AIU Admissions Office.</p>
New Zealand	completed Year 13 and passed Level 3 of NCEA (National Certificate of Educational Achievement)
South Korea	graduation certificate of high school
China	<p>graduation certificate of senior high school (高級中学)</p> <p>and result of National Higher Education Entrance Examination (全国普通高等院校統一考試)</p>
Taiwan	<p>graduation certificate of senior high school (高級中学)</p> <p>and the result of GSAT (学科能力測驗) or AST (指定科目考試)</p>
International Baccalaureate System	<p>completed the IB curriculum and passed the six final examinations</p> <p>*Application from any country where the qualified applicant resides will be accepted.</p>
Another educational Systems	<p>passed or taken a university entrance examination or its equivalent in the country where the applicant resides. The content of the entrance examination needs to be carefully assessed.</p> <p>*In the case where you think the above requirement does not apply, please contact the AIU Admissions Office.</p>

\*In case it is not possible to submit certificates or documents mentioned above at the time of application, please submit a letter in English issued by the student's high school explaining the reasons why the documents are not available. If the required documents are not submitted by the time of enrollment, admission will be canceled and the application fee and matriculation fee will not be refunded.

\*For documents issued in a language other than English or Japanese, please attach a Japanese or English translation notarized by a Japanese embassy/consulate or an appropriate public office in your country.

\*Please be aware that applications may be denied because of varying education systems and requirements among countries. Verification of applications may take time; therefore, it is important to submit applications well ahead of the deadline to ensure a smooth process.

\*Please contact the AIU Admission Office at least two months before the beginning of the application period if you are educated under a different education system from the country or area you are living in, e.g. attending an American-system international school in Korea, or if you are attending an international school which is not accredited by an international school accrediting organization (WASC, ACSI, CIS).

## 2. Application Period and Procedure

### (1) Application Period

Period for online application and payment of the application fee	Friday, October 20, 2023 - Tuesday, November 7, 2023, 5:00 p.m., JST.
Deadline for submission of required documents after online application	Wednesday, November 8, 2023 (*must arrive)

### (2) Application Procedure

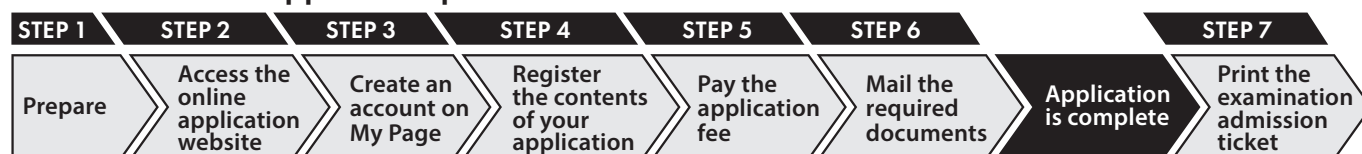
After registering your application information on the online application website and paying the application fee, please print out the downloadable documents, such as the application form, and mail them together with the other required documents, such as the statement of purpose.

**The completed documents must arrive at AIU by the close of the last day of the application period.** Please write on the envelope in red: "Applicant Materials for International Student Enclosed." Be sure to send the documents to AIU by registered, special delivery mail. Overseas post must also be registered and sent by air.

Regarding the application procedure, please follow the instruction for "Online Application Procedure" on the following pages.

# Online Application Procedure

The entire online application procedure is as follows.



## STEP

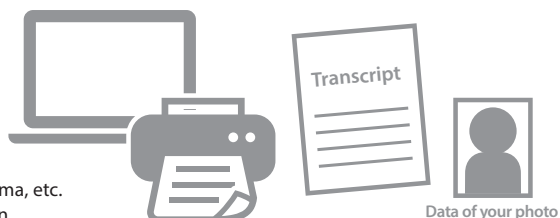
# 1



## Prepare

Prepare a PC with an Internet connection and a printer, etc.  
It may take time for the required documents\* to be issued. Please start preparing them early and ensure that you have them with you before applying.

\*Required Documents : application form, statement of purpose, diploma, etc.  
For details, refer to the application information.



## STEP

# 2



## Access the Online Application Website

Access from the Online Application website

<https://e-apply.jp/ds/aiu/>

or

the University website for applicants

<https://admission.aiu.ac.jp/en/>



## STEP

# 3



## Create an Account on My Page

Enter the required information according to the instructions on the screen to create an account on My Page.  
If you have already registered on My Page, proceed to STEP 4.



① If you are registering for the first time, click

**My Page Registration**




② Register your e-mail address and click on

**Send an e-mail for temporary registration**



③ Click on the **To the log-in page** from the user registration screen.



④ A default password and a registration URL will be sent to your registered e-mail address.

\*Configure your e-mail settings to receive e-mails from the @e-apply.jp domain.



⑤ From the log-in screen, use your registered e-mail address and the default password you received in step 4 and click

**log-in**



⑥ Change your default password.



⑦ Enter your personal information and click

**Next**



⑧ Confirm your personal information and click **Register this information**





⑨ Registration is complete. Click **To My Page**



⑩ When the above page appears, My Page registration is complete.

\* You can proceed to the application procedures by clicking on the **Apply** button only while applications are being accepted. You cannot proceed from here onward after the application period. Click on the **Log-out** button.

## STEP

# 4



## Register the Contents of Your Application

Make sure to check the procedures and important notices on the screen, and then enter the required fields according to the instructions on the screen.



① After logging in to My Page, click on the **Apply** button, and the registration page will appear.



② Select an entrance exam and confirm the important notices.



③ Select the desired department, etc.



④ Upload a photo. Click on the **Select Photo** button to select a photo.



⑤ Enter your information (name, address, etc.).



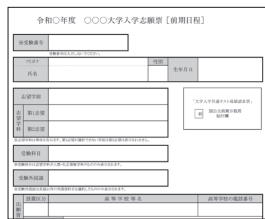
⑥ Confirm the contents of your application. Click on the **Application Form (sample)** button to check your application form.



⑦ Your application is registered. Click on the **Pay** button to proceed to the page where you can pay your application fee.



⑧ Payment methods for application.  
● Convenience stores  
● ATMs with Pay-easy  
● Online banking  
● Credit cards



⑨ Document required for the application in PDF format (Sample)

\*This document can be printed out after the application fee is paid.

If you have selected "Convenience Stores" or "ATMS with Pay-easy" as your payment method, write down the payment number, which will appear after the selection of a payment method, in the memo space below, and make the payment at a convenience store or an ATM with Pay-easy within the designated payment deadline.

### For 7-ELEVEN

Payment slip number Memo (13 digits)

### For LAWSON, MINISTOP, FamilyMart, ATMS with Pay-easy

Customer number memo (11 digits)

Confirmation number memo (6 digits)

### For Daily YAMAZAKI, Seicomart

Online payment number by Memo (11 digits)

Receiving agency number (5 digits) 5 8 0 2 1

\*A receiving agency number is required for payment Pay-easy.

A confirmation e-mail will be sent to you after the application registration is completed. If you have restricted the reception of e-mails, please allow e-mails from the sender (@e-apply.jp) to be received. \*Please note that confirmation e-mails may be sorted into your junk e-mail folder, etc.

**Please be careful not to enter incorrect information, as the registered information cannot be changed or modified after the application registration is completed. However, if you have not yet paid the application fee, you can substantially modify the information by re-registering using the correct information.**

\*Please note that if you have selected a credit card for the "Payment Method for the Application Fee," the payment will be completed simultaneously with the registration for application.

# STEP

## 5



## Pay the Application Fee

### 1 Credit Card Payment

You can select this method and make a payment when registering your application.

#### [Accepted Credit Cards]

VISA, Master, JCB, AMERICAN EXPRESS, MUFG Card, DC Card, UFJ Card, NICOS Card



Payment is completed upon registration.

### 2 Online Banking Payment

After registering your application, you will be redirected to the page of each financial institution from the current page. Please follow the instructions on the screen to make the payment.

\*For online payment, your bank account must be signed up for internet banking.

The procedures are completed online.

### 3 Convenience Store Payment

Payment at a convenience store can be made using the payment number that will appear after you have registered the application information.

● Payment can be made at a cash register.

● Payment can be made using a store terminal.



Loppi



Multi-functional copy machine

あなたも、コンビニ。 FamilyMart



### 4 Bank ATMs with Pay-easy

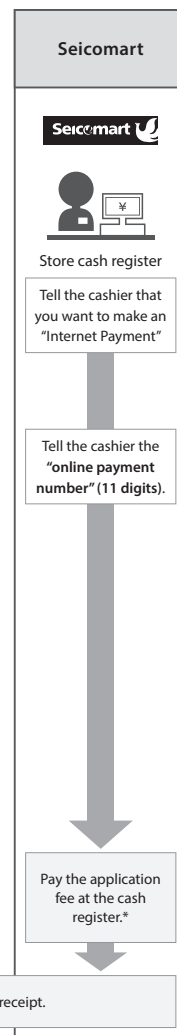
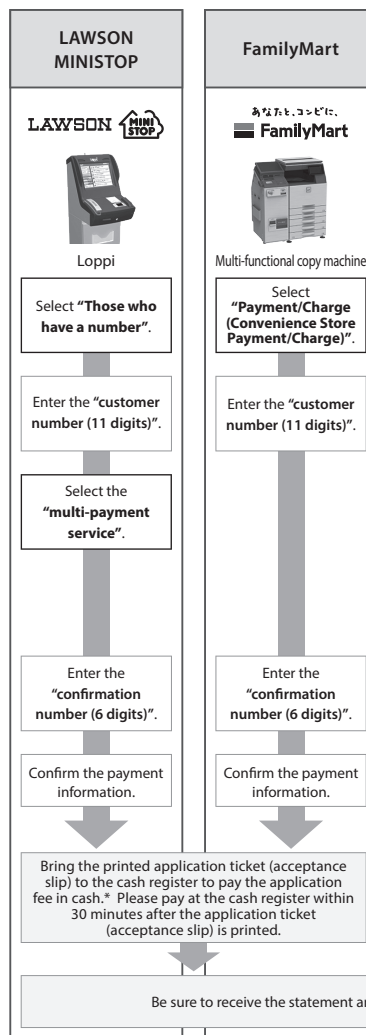
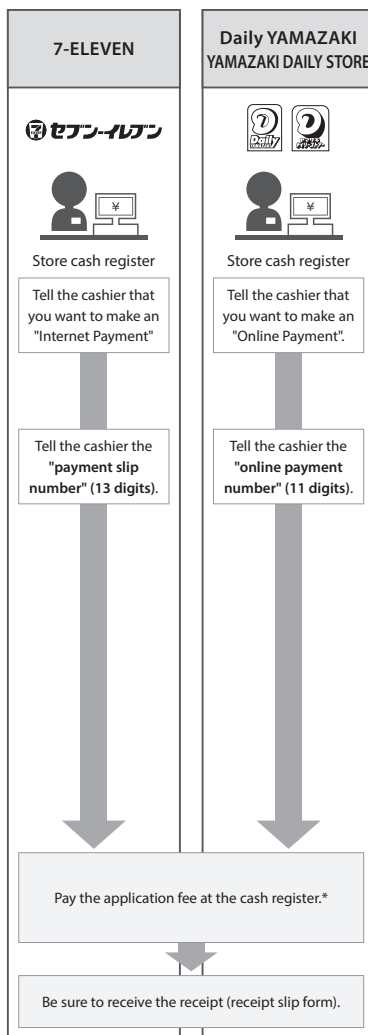
Payment can be made using the payment number that will appear after you have registered the application information at bank ATMs with Pay-easy by following the instructions on the ATM screen.



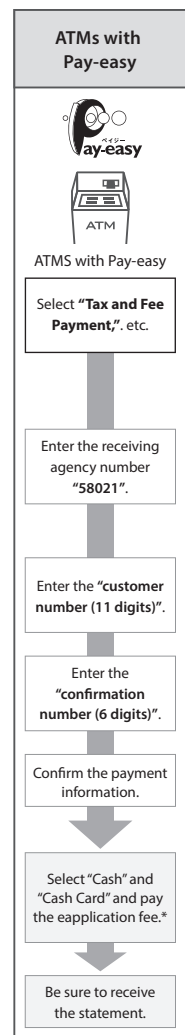
\*Please check the "Payment Method Selection" screen to see the banks that offer this payment method.

Enter the required information following the instructions on the screen of each convenience store terminal or ATM and confirm the details before paying the application fee.

### 3 Convenience Stores



### 4 Bank ATMs



\*When using ATMs of Japan Post Bank or banks, you need to pay using a cash card if the amount exceeds 100,000 yen. When using a convenience store, you can pay up to 300,000 yen in cash.

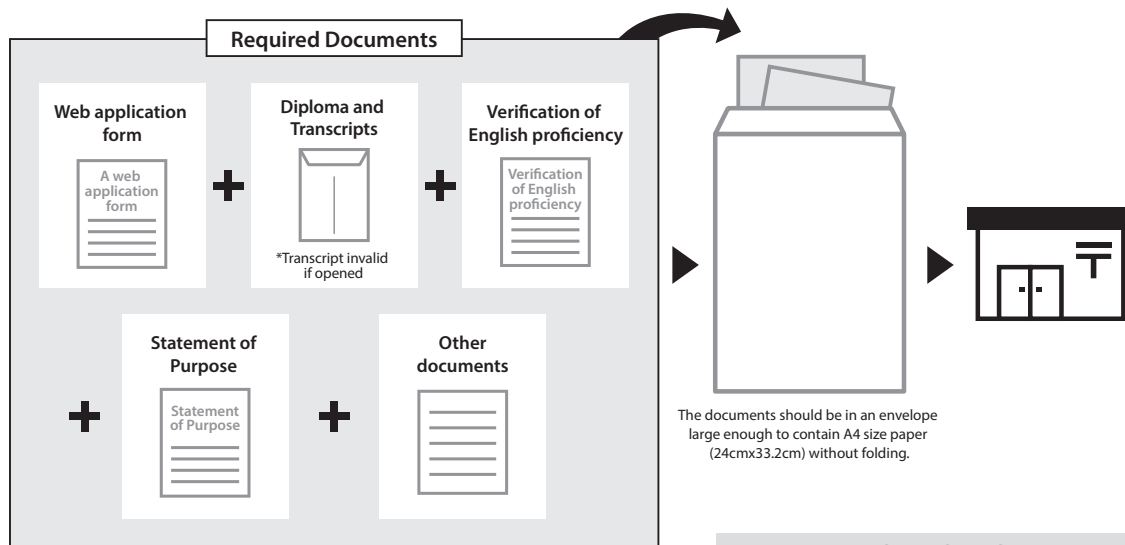
## STEP

# 6



## Print and Mail the Required Documents

After completing the application registration and the payment of the application fee, print out the downloadable documents, and mail them together with the other required documents or by registered air mail if sending from overseas within the application period. \*The application must be postmarked by the final date of the application period.



### Addressee

Admissions Office  
Akita International University  
Yuwa, Akita-city 010-1292 Japan

### Application Documents

For details, please check "Application Documents" in the application information.

\*Once received, the application fee will not be refunded, nor will any of the required documents be returned.

### How to print out the "Web Application Form"



- (1) Click on the **Print Application Form** button shown on My page.
- (2) Once the payment has been successfully completed, you will be able to click on the **Print Application Form** button to print out the web application form.

## <Application is Complete.>

### Important points when submitting your application

Your application will be completed by paying the application fee and mailing the required documents after completing the registration on the online application website. Please note that even if you complete the registration, your application will not be accepted if the required documents are not received by the final date of the application period.

Online application is available 24 hours a day. However, the application registration must be completed by 11:00 pm on the application deadline date. Payment of the entrance examination fee must be made by the application deadline (business hours vary depending on each facility, such as convenience stores, ATMs, and other facilities). The required documents must be postmarked by the application deadline. It is recommended that you apply well ahead of time.

## STEP

# 7



## Print the Examination Admission Ticket

After applications are confirmed by the university, examination admission tickets will be distributed from the end of the application period to the day before the examination. It can be downloaded from the online application website. Please make sure to print it out and bring it with you on the day of the exam (\*The examination admission ticket will not be mailed to applicants).

When the examination admission ticket is ready to download, an e-mail notification will be sent to the e-mail address you registered at the time of application.

### [Notes about Printing]

The examination admission ticket must be printed single-sided on A4 paper.



Examination admission ticket  
Name : OOOO  
Entrance Examination : XXX Entrance Examination

(3) Application Documents

Documents	Note
1. Application Form	Please download the form from the online application website and print it out only on one side of the paper. (A4 size, either black and white or color is acceptable)
2. Statement of Purpose	Please download the form from AIU website and write in English (approximately 500 words) by handwriting or typing.
3. Diploma and Transcripts	<p>Submit (1)~(3)</p> <p>(1) official certificate of High School Graduation or Certificate of Scheduled High School Graduation.</p> <p>(2) official transcript of High School.</p> <p>(3) official certificate which shows that the applicant has successfully passed exams or completed designated programs stipulated on the List of Requirements for Admission for Each Country on page 4.</p> <p>(4) (Optional) official document of the Examination for Japanese University Admission for the International Students (EJU) results.</p> <p><b>*(1) ~ (4) should be the original. Photocopies are not acceptable.</b></p> <p>* Documents that are written in a language other than English or Japanese must be translated into English or Japanese and notarized by a notary public.</p>
4. Verification of English Proficiency	<p>Submit one of the scores (grades) listed in Appendix 1.</p> <p>❖ TOEFL®TEST score may be directly sent from ETS to AIU. AIU Institution Code: 8524</p> <p>❖ <b>Certificate should be the original. Photocopies and downloaded data will not be acceptable.</b></p> <p>❖ Certificate that arrive after the application period will not be accepted.</p>
5. Letter of Recommendation	<p>Please download the form from AIU website and request a Letter of Recommendation from at least one instructor of your final educational institution who is acquainted with your work. If you have been working and cannot attain a Letter of Recommendation from an instructor, please request a letter from your supervisor at work.</p> <p>The Letter may be written in English or Japanese and must be sealed in the envelope by the recommender.</p>

6. Application Fee	Please pay the Application Fee (17,000 JPY) by following the "Online Application Procedure" on page 6. *The application fee will not be refunded under any circumstances.
7. Return Envelope ※If you wish to return your English Language Proficiency Certificate	If you have enclosed an English Language Proficiency Certificate and wish to have it returned, please enclose a self-addressed and stamped envelope for return. Please download and print the "Address Sheet for Returning English Certification" from the online application website and affix the required amount of stamps to the return envelope.
8. Checklist of Application Documents	Please download the form from the online application website, and fill out and sign the printed form.

\* In principle, documents and materials submitted in your application will NOT be returned to you.

**【AIU Website】**

<https://admission.aiu.ac.jp/admission/undergraduate/>

**【Online Application Website】**

<https://e-apply.jp/ds/aiu/>

**(4) Application address and inquiries:**

Admissions Office

Akita International University

Yuwa, Akita-city 010-1292 Japan

TEL +81-18-886-5931 (Direct, open on weekdays between 9:00 a.m. and 5:00 p.m., JST)

FAX +81-18-886-5910

E-mail: [ugrad@gl.aiu.ac.jp](mailto:ugrad@gl.aiu.ac.jp)

Website: <https://web.aiu.ac.jp/en/>

\*In principle, inquiries by telephone should be made by the applicant themselves.

**(5) Personal Information Policy**

Personal information in the application documents will be handled in the following manner.

\*Those who apply to AIU will be considered to have agreed with the following.

- a) Personal information kept by AIU will be handled in accordance to the Akita Prefecture Personal Information Protection Clause. It will also be kept strictly confidential in keeping with the Public University Corporation AIU's Personal Information Protection Regulations.
- b) Personal information will be used to screen applicants and for admission procedures, follow-up checks on applicants, assistance and support following admission (scholarships, health care,

etc.), guidance on academic matters, and collection of tuition fees.

### **3. Screening -Process**

Screening is carried out based on documents submitted to AIU, and if necessary, AIU may contact the applicant's educational institution, person who has written a Letter of Recommendation, request the applicant to submit additional documents or information, and may also ask for an online interview with the applicant in order to further assess the applicant's abilities.

### **4. Date of Announcement of Successful Applicants**

#### **(1) Date of Announcement**

Wednesday, December 6, 2023

#### **(2) Announcement Method**

The application numbers of successful applicants will be posted on the AIU website <https://web.aiu.ac.jp/en/> at 2:00 p.m.. Please be sure to officially confirm your result by the acceptance letter which will be sent to you. AIU will not respond to any inquiries regarding the results of the examination.

### **5. Enrollment Procedure Period**

Thursday, December 7, 2023, to Friday, January 5, 2024

\*Successful applicants must pay the matriculation, tuition and residence hall fees listed on the invoice enclosed with the acceptance letter. Please be sure to submit the required documents by the enrollment procedure period, otherwise you may not be able to enter Japan by the matriculation date due to the time required for visa application.

### **6. Fees and Expenses for the First Year**

#### **(1) Matriculation Fee: JPY 423,000 (JPY 282,000 for residents of Akita Prefecture)**

An invoice will be sent with a letter of acceptance. Successful applicants must pay the matriculation, tuition (for the first semester) and accommodation fees (for the first semester) by the date specified on the invoice. Your acceptance will be revoked if the full payment is not received by the designated date. Expenses for sending the matriculation fee must be paid by the applicant. Please note that the matriculation fee will not be refunded under any circumstance. If you decide not to enter AIU after your payment, all fees, except for the matriculation fee, will be refunded.

“Residents of Akita Prefecture” refer to those who satisfy one of the following criteria:

- a) Someone who will have continuously lived in Akita Prefecture for one year or more prior to the date of matriculation: April 1, 2024.
- b) Someone whose spouse or relatives within one generation will have continuously lived in Akita Prefecture for one year or more prior to the date of matriculation: April 1, 2024.
- c) Those whom the President of Akita International University authorizes.

(2) Tuition: JPY 696,000/year

Should the amount of the tuition fee be changed, the new tuition fee will be applied at the time of revision. In principle, the tuition fee is paid separately each semester.

Spring Semester JPY 348,000 (Paid with Matriculation Fee)

Fall Semester JPY 348,000 (Payment Deadline: October 1, 2024)

\*These figures are based on Academic Year 2023.

(3) Residence Hall Fee: Approximately JPY 554,600/year

This amount is an estimate, includes board [three meals a day (excluding summer, winter and spring holidays)] and housing with utilities for one year.

Should the residence hall fee be changed, the new fee will be applied at the time of revision.

In principle, the fee is paid each semester separately.

Spring Semester JPY 255,600 (Paid with Matriculation Fee)

Fall Semester JPY 299,000 (Payment Deadline: mid-August, 2024)

(4) Other expenses

(a) Personal Accident Insurance and Liability Insurance (JPY 4,660/four years)

(b) Student Activity fee (JPY 39,000)

(c) Parents Association fee (JPY 20,000)

(d) Alumni Association fee (JPY 20,000)

\*Detailed information, including the cost of textbooks and the TOEFL®TEST, will be provided with the admission procedure information.

\*The above figures are based on the Academic Year 2023 and subject to change.

## **7. English for Academic Purposes (EAP) program and Japanese Language Course**

All degree-related classes are taught in English at AIU, and in principle, students for whom English is not their mother tongue must complete the EAP program, which begins at matriculation. Native speakers of English can be exempt from EAP, if judged appropriate by the head of EAP. These students may be required to take alternative courses such as “Bridging Learning Communities” and Japanese Courses, etc.

## **8. Study Abroad**

In principle, students must spend at least one year studying abroad at a partner university. Partner universities for the study abroad program include 203 universities in 51 countries and regions as of July 2023. Please note that some universities may require additional tuition fees.